


opta



Opta Pack previo

Banfield - San Lorenzo

Superliga Argentina 2019-20
Jornada 8



| | |
|---------------------------------------------------------------|----|
| 1. Opta Facts..... | 3 |
| 2. Estadísticas de los jugadores de San Lorenzo | 3 |
| 3. Historial ante Banfield en Primera División..... | 4 |
| 4. Estadísticas de San Lorenzo en la Superliga 2019-2020..... | 5 |
| 5. Estadísticas de Banfield en la Superliga 2019-2020 | 6 |
| 6. Tabla de posiciones..... | 7 |
| 7. Banfield - Resultados y fixture | 8 |
| 8. Último partido - Banfield..... | 8 |
| 9. San Lorenzo - Resultados y fixture | 9 |
| 10. Último partido - San Lorenzo..... | 9 |
| 11. Banfield - Estadísticas de los jugadores..... | 10 |
| 12. San Lorenzo - Estadísticas de los jugadores..... | 11 |
| 13. Banfield - Líderes individuales..... | 12 |
| 14. San Lorenzo - Líderes individuales..... | 12 |
| 15. Banfield - Goles por jugador | 13 |
| 16. San Lorenzo - Goles por jugador | 13 |
| 17. Estadísticas generales - Extendidas | 14 |
| 18. Goles convertidos - Cuándo | 15 |
| 19. Goles recibidos - Cuándo | 15 |
| 20. Goles convertidos - Cómo | 15 |
| 21. Goles recibidos - Cómo | 15 |
| 22. Goles convertidos - Dónde..... | 15 |
| 23. Goles recibidos - Dónde | 15 |
| 24. Remontadas..... | 16 |
| 25. Resultados tras convertir el primer gol..... | 17 |
| 26. Resultados tras recibir el primer gol | 18 |
| 27. Precisión de remates | 19 |
| 28. Conversión de remates | 20 |
| 29. Goles convertidos de pelota quieta | 21 |
| 30. Goles recibidos de pelota quieta | 22 |
| 31. Pases (excluyendo centros)..... | 23 |
| 32. Pases - Campo rival (excluyendo centros)..... | 24 |
| 33. Posesión de balón..... | 25 |
| 34. Duelos | 26 |
| 35. Defensa - Remates en contra..... | 27 |
| 36. Defensa - Arco en cero..... | 28 |
| 37. Registro disciplinario | 29 |
| 38. Información de los árbitros | 30 |
| 39. Top 20 jugadores - Goles..... | 31 |
| 40. Top 20 jugadores - Goles y asistencias..... | 31 |
| 41. Top 20 jugadores - Asistencias y chances creadas | 32 |
| 42. Top 20 jugadores - Remates | 32 |
| 43. Top 20 jugadores - Duelos individuales | 33 |
| 44. Top 20 jugadores - Pases en campo rival | 33 |
| 45. Arqueros - Atajadas / Tiros | 34 |
| 46. Penales - Banfield | 35 |
| 47. Penales - San Lorenzo | 35 |
| 48. Penales en contra - Banfield | 35 |
| 49. Penales en contra - San Lorenzo | 35 |

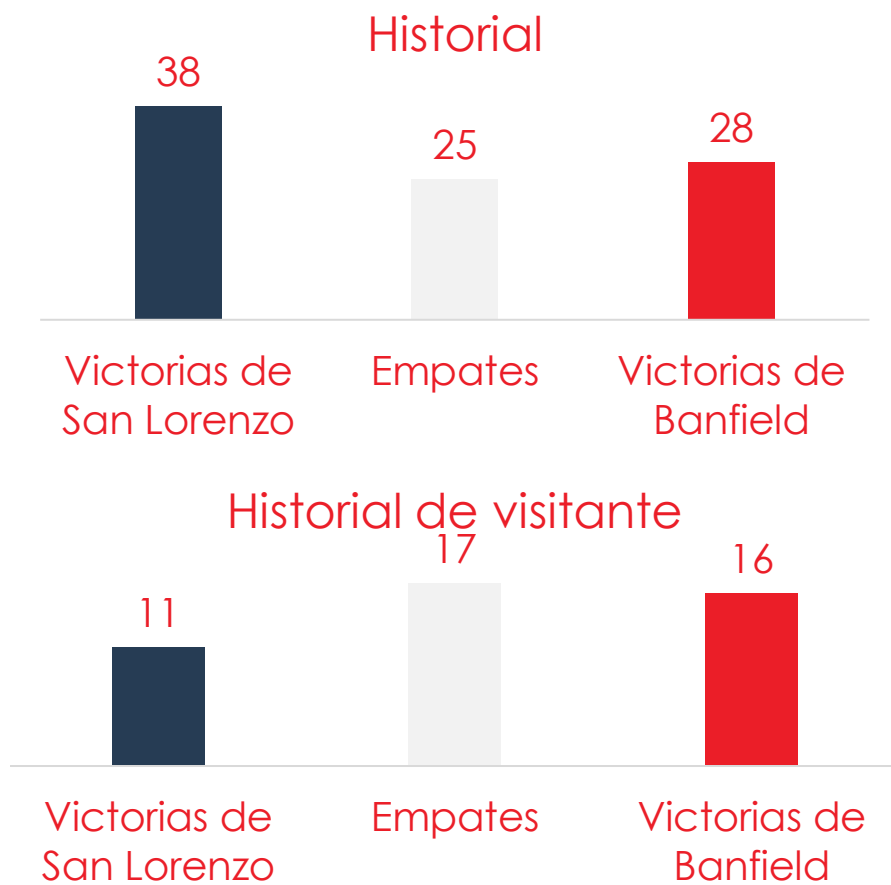
1. Opta Facts

- San Lorenzo perdió sus últimos dos partidos contra Banfield en Primera División; no le ocurría desde 2009-2010.
- La última vez que San Lorenzo derrotó a Banfield como visitante en Primera División fue en septiembre de 2008; disputó cuatro partidos fuera de casa ante el taladro desde esa victoria (2E 2D).
- Banfield ganó solo uno de sus últimos 11 partidos como local en la Superliga (5E 5D); el triunfo fue 1-0 a Estudiantes, en la jornada 2 de la actual edición.
- San Lorenzo mantuvo su valla invicta en seis de sus últimos 10 partidos como visitante en Primera División (3V 4E 3D – incluyendo Copa de la Superliga); concedió siete goles en estos juegos.
- San Lorenzo es el equipo con más posesión (61%) y pases completos (2901) en la Superliga 2019-2020.


2. Estadísticas de los jugadores de San Lorenzo

| Jugador | Posición | Nacimiento | Ciudad | País | Altura | Partidos en San Lorenzo | Goles en San Lorenzo |
|------------------------|-----------|------------|-----------------------------|-----------|--------|-------------------------|----------------------|
| Sebastián Torrico | Arquero | 22/02/1980 | Luján de Cuyo (Mendoza) | Argentina | 1,83 | 175 | 0 |
| Nicolás Blandi | Delantero | 13/01/1990 | Campana (Bs. As.) | Argentina | 1,81 | 158 | 63 |
| Nicolás Navarro | Arquero | 25/03/1985 | Capital Federal | Argentina | 1,91 | 119 | 0 |
| Gonzalo Rodríguez | Defensor | 10/04/1984 | Capital Federal | Argentina | 1,82 | 108 | 8 |
| Fernando Belluschi | Volante | 10/09/1983 | Los Quirquinchos (Santa Fe) | Argentina | 1,73 | 106 | 16 |
| Fabrizio Coloccini | Defensor | 22/01/1982 | Alta Gracia (Córdoba) | Argentina | 1,84 | 89 | 3 |
| Ezequiel Cerutti | Delantero | 17/01/1992 | Junín (Bs. As.) | Argentina | 1,69 | 80 | 11 |
| Ruben Botta | Volante | 31/01/1990 | San Juan | Argentina | 1,75 | 78 | 6 |
| Marcos Senesi | Defensor | 10/05/1997 | Concordia (Entre Ríos) | Argentina | 1,83 | 72 | 1 |
| Nicolás Reniero | Delantero | 18/03/1995 | Villa Rosario (Entre Ríos) | Argentina | 1,83 | 71 | 12 |
| Nahuel Barrios | Volante | 07/05/1998 | Dock Sud (Bs. As.) | Argentina | 1,56 | 51 | 5 |
| Víctor Salazar | Defensor | 26/05/1993 | Tafí Viejo (Tucumán) | Argentina | 1,75 | 50 | 0 |
| Gerónimo Poblete | Volante | 06/02/1997 | Tunuyán (Mendoza) | Argentina | 1,73 | 30 | 0 |
| Marcelo Herrera | Defensor | 03/11/1998 | Corrientes | Argentina | 1,80 | 21 | 3 |
| Héctor Fértoli | Delantero | 03/12/1994 | El Trébol (Santa Fe) | Argentina | 1,74 | 18 | 0 |
| Adolfo Julián Gaich | Delantero | 26/02/1999 | Córdoba | Argentina | 1,89 | 17 | 3 |
| Elías Pereyra | Defensor | 15/02/1999 | La Matanza (Bs. As) | Argentina | 1,72 | 13 | 0 |
| Gino Peruzzi | Defensor | 09/06/1992 | Corral de Bustos (Córdoba) | Argentina | 1,76 | 13 | 1 |
| Gianluca Ferrari | Defensor | 30/06/1997 | Rosario (Santa Fe) | Argentina | 1,81 | 12 | 1 |
| Manuel Insaurralde | Volante | 31/01/1999 | Formosa | Argentina | 1,76 | 11 | 0 |
| Alexander Díaz | Delantero | 22/03/2000 | 9 de Julio (Bs. As.) | Argentina | 1,72 | 8 | 0 |
| Lucas Menossi | Volante | 11/07/1992 | Béccar (Bs. As.) | Argentina | 1,69 | 8 | 0 |
| Bruno Pittón | Volante | 01/02/1993 | Santa Fe | Argentina | 1,79 | 7 | 3 |
| Adam Bareiro | Delantero | 26/07/1996 | Asunción | Paraguay | 1,84 | 7 | 1 |
| Mauro Pittón | Volante | 08/08/1994 | Santa Fe | Argentina | 1,81 | 6 | 0 |
| Óscar Romero | Volante | 04/07/1992 | Asunción | Paraguay | 1,76 | 5 | 0 |
| José Devecchi | Arquero | 09/07/1995 | Corrientes | Argentina | 1,88 | 4 | 0 |
| Santiago Vergini | Defensor | 03/08/1988 | Máximo Paz (Santa Fe) | Argentina | 1,91 | 4 | 0 |
| Ángel Romero | Delantero | 04/07/1992 | Asunción | Paraguay | 1,76 | 4 | 2 |
| Jonás Acevedo | Volante | 06/02/1997 | Concarán (San Luis) | Argentina | 1,72 | 2 | 0 |
| Matías Palacios | Volante | 01/05/2002 | General Pico (La Pampa) | Argentina | 1,68 | 2 | 0 |
| Juan Ramírez | Volante | 25/05/1993 | Merlo (Bs. As.) | Argentina | 1,74 | 2 | 1 |
| José Vivanco | Defensor | 22/02/1998 | Capital Federal | Argentina | 1,83 | 1 | 0 |
| Emanuel Maciel | Volante | 28/03/1997 | José C. Paz (Bs. As.) | Argentina | 1,78 | 1 | 0 |
| Agustín Martegani | Volante | 20/03/2000 | Rojas (Bs. As.) | Argentina | 1,82 | 1 | 0 |
| Ramón Arias | Defensor | 27/07/1992 | Montevideo | Uruguay | 1,81 | 1 | 0 |
| Lautaro López Kaleniuk | Arquero | 24/01/2001 | Chaco | Argentina | 1,90 | 0 | 0 |

3. Historial ante Banfield en Primera División



Goles anotados



4. Estadísticas de San Lorenzo en la Superliga 2019-2020



5. Estadísticas de Banfield en la Superliga 2019-2020



6. Tabla de posiciones

| Puesto | Equipo | GP | V | E | D | GF | GC | DG | Pts |
|--------|---------------------------------------|----|---|---|---|----|----|----|-----|
| 1 | Boca Juniors | 7 | 5 | 2 | 0 | 8 | 0 | 8 | 17 |
| 2 | Talleres de Córdoba | 7 | 5 | 1 | 1 | 8 | 4 | 4 | 16 |
| 3 | Argentinos Juniors | 7 | 4 | 3 | 0 | 9 | 4 | 5 | 15 |
| 4 | Lanús | 7 | 4 | 2 | 1 | 12 | 10 | 2 | 14 |
| 5 | Newell's Old Boys | 6 | 4 | 1 | 1 | 12 | 5 | 7 | 13 |
| 6 | San Lorenzo | 7 | 4 | 1 | 2 | 11 | 9 | 2 | 13 |
| 7 | Vélez Sarsfield | 7 | 4 | 1 | 2 | 10 | 8 | 2 | 13 |
| 8 | Arsenal de Sarandí | 7 | 4 | 0 | 3 | 11 | 6 | 5 | 12 |
| 9 | Racing Club | 7 | 3 | 3 | 1 | 10 | 11 | -1 | 12 |
| 10 | River Plate | 7 | 3 | 2 | 2 | 15 | 5 | 10 | 11 |
| 11 | Rosario Central | 7 | 2 | 5 | 0 | 8 | 6 | 2 | 11 |
| 12 | Patronato | 7 | 3 | 2 | 2 | 6 | 6 | 0 | 11 |
| 13 | Independiente | 6 | 3 | 1 | 2 | 6 | 6 | 0 | 10 |
| 14 | Estudiantes de La Plata | 7 | 3 | 0 | 4 | 6 | 5 | 1 | 9 |
| 15 | Huracán | 7 | 2 | 2 | 3 | 5 | 10 | -5 | 8 |
| 16 | Banfield | 7 | 2 | 1 | 4 | 5 | 6 | -1 | 7 |
| 17 | Colón Santa Fe | 7 | 2 | 1 | 4 | 7 | 11 | -4 | 7 |
| 18 | Defensa y Justicia | 7 | 2 | 1 | 4 | 4 | 8 | -4 | 7 |
| 19 | Atlético Tucumán | 7 | 2 | 0 | 5 | 3 | 8 | -5 | 6 |
| 20 | Aldosivi | 7 | 1 | 2 | 4 | 5 | 8 | -3 | 5 |
| 21 | Central Córdoba (Santiago del Estero) | 7 | 1 | 2 | 4 | 4 | 9 | -5 | 5 |
| 22 | Unión Santa Fe | 7 | 1 | 2 | 4 | 5 | 11 | -6 | 5 |
| 23 | Godoy Cruz | 7 | 1 | 0 | 6 | 5 | 13 | -8 | 3 |
| 24 | Gimnasia La Plata | 7 | 0 | 1 | 6 | 4 | 10 | -6 | 1 |

7. Banfield - Resultados y fixture

| Fecha | Rivales | Resultado final | Autores de los goles |
|------------|-----------------------------------------|-----------------|----------------------------|
| 2019-07-29 | Arsenal de Sarandí V | 0-1 | |
| 2019-08-04 | Estudiantes de La Plata L | 1-0 | Bertolo (P) 45. |
| 2019-08-16 | Argentinos Juniors V | 2-3 | Vittor 45+1. Fontana 90. |
| 2019-08-26 | Boca Juniors L | 0-1 | |
| 2019-08-31 | Defensa y Justicia V | 0-0 | |
| 2019-09-15 | Talleres de Córdoba L | 0-1 | |
| 2019-09-22 | Godoy Cruz V | 2-0 | Arias 37. Carranza (P) 59. |
| 2019-09-29 | San Lorenzo L | - | |
| 2019-10-04 | Newell's Old Boys V | - | |
| 2019-10-19 | Atlético Tucumán L | - | |
| 2019-10-31 | Racing Club V | - | |
| 2019-11-03 | Unión Santa Fe L | - | |
| 2019-11-09 | Lanús V | - | |
| 2019-11-24 | Vélez Sarsfield L | - | |
| 2019-12-01 | Gimnasia La Plata L | - | |
| 2019-12-08 | Independiente V | - | |
| 2020-01-26 | Patronato L | - | |
| 2020-01-29 | Colón Santa Fe V | - | |
| 2020-02-02 | Rosario Central L | - | |
| 2020-02-09 | River Plate V | - | |
| 2020-02-16 | Aldosivi L | - | |
| 2020-02-23 | Central Córdoba (Santiago del Estero) V | - | |
| 2020-03-01 | Huracán L | - | |

8. Último partido - Banfield

Superliga Argentina 2019-20 Jornada 7

Fecha: 2019-09-22



Godoy Cruz - Banfield 0-2 (0-1)



Formación Titular

| | | | |
|-------------------------------|------------------------------|-----------------------------------|-----------------------------------|
| | 13 J. Arias 75' | 21 J. Carranza 45+1' | |
| 35 A. Urzi 81' | 30 J. Rodríguez | 24 L. Gómez | 8 N. Bertolo 82' 89' |
| 3 C. Bravo 45+1' | 2 R. Civelli | 6 L. Lollo | 4 R. Arciero |
| | 33 E. Conde | | |

Banco de suplentes

1 M. Arboleda GK
5 I. Damonte 75'
9 A. Fontana
17 J. Gutiérrez 89'
23 R. Lenis 81'
25 A. Maldonado
27 M. Moya

Goles

0-1 (37.) J. Arias (asistencia J. Carranza)
0-2 (59.) J. Carranza pen

9. San Lorenzo - Resultados y fixture

| Fecha | Rivales | Resultado final | Autores de los goles |
|------------|-----------------------------------------|-----------------|-----------------------------------------|
| 2019-07-27 | Godoy Cruz L | 3-2 | Barrios 5, Peruzzi 73, Blandi (P) 90+1. |
| 2019-08-04 | Gimnasia La Plata V | 1-0 | Bruno Pittón 79. |
| 2019-08-17 | Rosario Central L | 2-2 | Belluschi 23, Bruno Pittón 42. |
| 2019-08-24 | Arsenal de Sarandí V | 2-0 | Ramírez 33, Blandi 44. |
| 2019-08-31 | Unión Santa Fe L | 2-1 | Ángel Romero 3, Bruno Pittón 20. |
| 2019-09-14 | Colón Santa Fe V | 1-2 | Ángel Romero 48. |
| 2019-09-21 | Boca Juniors L | 0-2 | |
| 2019-09-29 | Banfield V | - | |
| 2019-10-05 | Central Córdoba (Santiago del Estero) L | - | |
| 2019-10-20 | Huracán V | - | |
| 2019-10-30 | Defensa y Justicia L | - | |
| 2019-11-04 | Independiente V | - | |
| 2019-11-09 | Argentinos Juniors L | - | |
| 2019-11-24 | Atlético Tucumán V | - | |
| 2019-12-01 | Patronato L | - | |
| 2019-12-08 | River Plate V | - | |
| 2020-01-26 | Estudiantes de La Plata L | - | |
| 2020-01-29 | Newell's Old Boys V | - | |
| 2020-02-02 | Vélez Sarsfield L | - | |
| 2020-02-09 | Talleres de Córdoba V | - | |
| 2020-02-16 | Racing Club L | - | |
| 2020-02-23 | Aldosivi V | - | |
| 2020-03-01 | Lanús L | - | |

10. Último partido - San Lorenzo

Superliga Argentina 2019-20 Jornada 7

Fecha: 2019-09-21

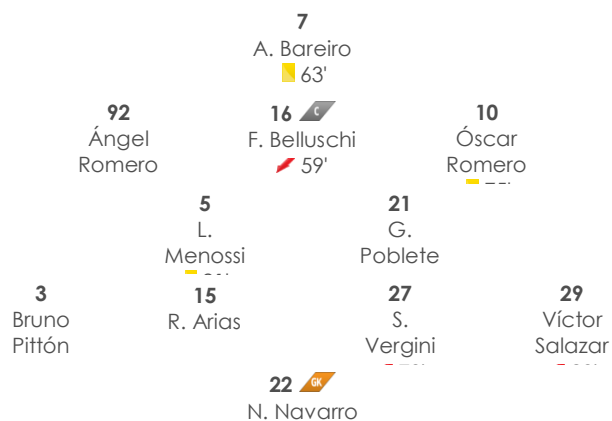


San Lorenzo - Boca Juniors 0-2 (0-1)



Formación Titular

Banco de suplentes



12 S. Torrico (GK)
8 Mauro Pittón (29'
9 N. Blandi
20 J. Ramírez
28 N. Barrios (78'
38 A. Gaich (59'
41 G. Ferrari

Goles

0-1 (44.) L. López (asistencia Alexis Mac Allister)
 0-2 (90.) J. Hurtado (asistencia E. Salvio)

11. Banfield - Estadísticas de los jugadores

| # | Nombre | Partidos | Minutos Jugados | Goles | Remates totales (al arco) | Asistencias | Toques | Pases Intentados | Precisión de pases (excluyendo centros y córners) | Centros intentados | Duelos individuales | % Duelos | Despejes | Quites | Offsides | Faltas Cometidas / Recibidas | Tarjetas Amarillas / Rojas |
|-----------------------|-----------|----------|-----------------|-------|---------------------------|-------------|--------|------------------|------------------------------------------------------|--------------------|---------------------|----------|----------|--------|----------|------------------------------|----------------------------|
| Arqueros | | | | | | | | | | | | | | | | | |
| 33 | Conde | 7 | 630 | 0 | 0(0) | 0 | 224 | 186 | 72.0% | 0 | 3 | 66.7% | 1 | 100.0% | 0 | 0/0 | 0/0 |
| Defensores | | | | | | | | | | | | | | | | | |
| 2 | Civelli | 7 | 630 | 0 | 6(0) | 0 | 481 | 405 | 82.7% | 0 | 60 | 70.0% | 26 | 57.1% | 1 | 7/4 | 2/0 |
| 3 | Bravo | 6 | 532 | 0 | 10(2) | 0 | 461 | 229 | 67.7% | 19 | 78 | 50.0% | 10 | 72.7% | 0 | 10/3 | 3/0 |
| 4 | Arciero | 4 | 360 | 0 | 3(0) | 0 | 290 | 177 | 73.4% | 8 | 37 | 45.9% | 4 | 80.0% | 0 | 12/2 | 1/0 |
| 6 | Lollo | 5 | 450 | 0 | 1(0) | 0 | 314 | 252 | 76.2% | 0 | 54 | 66.7% | 18 | 63.6% | 0 | 4/4 | 2/0 |
| 14 | Vittor | 6 | 517 | 1 | 14(4) | 0 | 427 | 317 | 70.3% | 1 | 90 | 55.6% | 11 | 69.2% | 1 | 13/10 | 3/0 |
| 16 | Dubarbier | 2 | 96 | 0 | 1(0) | 0 | 68 | 28 | 39.3% | 4 | 10 | 60.0% | 2 | 66.7% | 0 | 3/0 | 1/0 |
| 30 | Rodríguez | 6 | 521 | 0 | 4(0) | 0 | 328 | 253 | 85.4% | 0 | 57 | 57.9% | 6 | 57.1% | 0 | 6/7 | 0/0 |
| Mediocampistas | | | | | | | | | | | | | | | | | |
| 5 | Damonte | 3 | 93 | 0 | 0(0) | 0 | 52 | 35 | 71.4% | 0 | 14 | 28.6% | 2 | 0.0% | 0 | 4/0 | 1/0 |
| 8 | Bertolo | 7 | 623 | 1 | 9(4) | 0 | 336 | 163 | 72.4% | 3 | 113 | 46.9% | 4 | 60.0% | 2 | 7/18 | 1/0 |
| 10 | Dátolo | 3 | 159 | 0 | 4(1) | 1 | 122 | 62 | 77.4% | 3 | 32 | 46.9% | 0 | 100.0% | 0 | 3/2 | 0/0 |
| 17 | Gutiérrez | 5 | 68 | 0 | 0(0) | 0 | 59 | 22 | 63.6% | 0 | 13 | 61.5% | 1 | 75.0% | 0 | 1/3 | 0/0 |
| 23 | Lenis | 1 | 9 | 0 | 0(0) | 0 | 7 | 3 | 66.7% | 0 | 2 | 0.0% | 0 | 0.0% | 1 | 0/0 | 0/0 |
| 24 | Gómez | 7 | 543 | 0 | 3(1) | 0 | 384 | 215 | 76.3% | 23 | 92 | 42.4% | 2 | 66.7% | 0 | 14/12 | 2/0 |
| 27 | Moya | 3 | 108 | 0 | 4(1) | 0 | 87 | 46 | 78.3% | 0 | 17 | 29.4% | 0 | 100.0% | 0 | 0/2 | 0/0 |
| 29 | Payero | 1 | 17 | 0 | 1(0) | 0 | 18 | 7 | 100.0% | 0 | 6 | 33.3% | 0 | 0.0% | 0 | 1/2 | 0/0 |
| Delanteros | | | | | | | | | | | | | | | | | |
| 7 | Villagra | 2 | 21 | 0 | 1(0) | 0 | 12 | 5 | 80.0% | 1 | 3 | 33.3% | 0 | 0.0% | 1 | 1/1 | 0/0 |
| 9 | Fontana | 5 | 178 | 1 | 4(1) | 0 | 70 | 44 | 50.0% | 2 | 27 | 25.9% | 1 | 100.0% | 3 | 3/0 | 0/0 |
| 13 | Arias | 6 | 464 | 1 | 10(2) | 0 | 154 | 85 | 75.3% | 1 | 68 | 33.8% | 6 | 100.0% | 2 | 5/7 | 1/0 |
| 21 | Carranza | 3 | 146 | 1 | 7(4) | 1 | 67 | 23 | 56.5% | 4 | 32 | 46.9% | 2 | 100.0% | 2 | 2/8 | 1/0 |
| 22 | Álvarez | 4 | 324 | 0 | 2(1) | 0 | 159 | 96 | 67.7% | 13 | 41 | 34.1% | 1 | 100.0% | 6 | 4/1 | 1/0 |
| 35 | Urzi | 5 | 441 | 0 | 15(3) | 0 | 265 | 116 | 68.1% | 17 | 69 | 56.5% | 1 | 64.3% | 0 | 11/11 | 2/0 |

12. San Lorenzo - Estadísticas de los jugadores

| # | Nombre | Partidos | Minutos Jugados | Goles | Remates totales (al arco) | Asistencias | Toques | Pases Intentados | Precisión de pases (excluyendo centros y córners) | Centros intentados | Duelos individuales | % Duelos | Despejes | Quites | Offsides | Faltas Cometidas / Recibidas | Tarjetas Amarillas / Rojas |
|-----------------------|---------------------|----------|-----------------|-------|---------------------------|-------------|--------|------------------|------------------------------------------------------|--------------------|---------------------|----------|----------|--------|----------|------------------------------|----------------------------|
| Arqueros | | | | | | | | | | | | | | | | | |
| 22 | Navarro | 7 | 630 | 0 | 0(0) | 0 | 210 | 140 | 63.6% | 0 | 3 | 66.7% | 8 | 100.0% | 0 | 0/1 | 0/0 |
| Defensores | | | | | | | | | | | | | | | | | |
| 0 | Arias | 1 | 90 | 0 | 0(0) | 0 | 73 | 62 | 87.1% | 0 | 17 | 58.8% | 3 | 66.7% | 1 | 1/0 | 0/0 |
| 3 | Bruno Pittón | 5 | 450 | 3 | 5(4) | 0 | 334 | 196 | 75.5% | 13 | 43 | 46.5% | 7 | 41.7% | 0 | 3/3 | 0/0 |
| 4 | Peruzzi | 3 | 247 | 1 | 1(1) | 0 | 231 | 144 | 81.3% | 7 | 25 | 56.0% | 7 | 87.5% | 0 | 4/3 | 0/0 |
| 6 | Senesi | 4 | 360 | 0 | 3(1) | 0 | 265 | 224 | 80.4% | 2 | 38 | 50.0% | 19 | 50.0% | 0 | 7/0 | 1/0 |
| 17 | Pereyra | 1 | 61 | 0 | 0(0) | 0 | 39 | 26 | 88.5% | 2 | 5 | 40.0% | 1 | 0.0% | 0 | 0/2 | 0/0 |
| 27 | Vergini | 4 | 263 | 0 | 2(0) | 0 | 206 | 169 | 79.3% | 0 | 15 | 40.0% | 14 | 66.7% | 0 | 1/0 | 0/0 |
| 29 | Víctor Salazar | 5 | 389 | 0 | 2(1) | 2 | 310 | 192 | 79.2% | 16 | 43 | 48.8% | 7 | 55.6% | 0 | 3/2 | 2/0 |
| 32 | Coloccini | 4 | 360 | 0 | 1(0) | 0 | 237 | 216 | 86.1% | 0 | 13 | 69.2% | 9 | 66.7% | 0 | 0/1 | 0/0 |
| 41 | Ferrari | 2 | 180 | 0 | 2(0) | 0 | 157 | 125 | 81.6% | 0 | 24 | 54.2% | 6 | 20.0% | 0 | 1/4 | 0/0 |
| 42 | Herrera | 1 | 23 | 0 | 1(1) | 0 | 21 | 15 | 80.0% | 0 | 2 | 50.0% | 0 | 0.0% | 0 | 1/0 | 0/0 |
| Mediocampistas | | | | | | | | | | | | | | | | | |
| 5 | Menossi | 6 | 518 | 0 | 11(1) | 1 | 399 | 291 | 86.9% | 1 | 74 | 48.6% | 6 | 50.0% | 0 | 6/7 | 5/0 |
| 8 | Mauro Pittón | 6 | 273 | 0 | 3(1) | 0 | 273 | 215 | 84.2% | 7 | 34 | 52.9% | 6 | 60.0% | 0 | 5/2 | 0/0 |
| 10 | Óscar Romero | 5 | 229 | 0 | 9(1) | 1 | 231 | 135 | 83.0% | 5 | 58 | 55.2% | 0 | 61.5% | 0 | 3/9 | 1/0 |
| 11 | Cerutti | 2 | 118 | 0 | 3(0) | 1 | 85 | 64 | 84.4% | 6 | 17 | 41.2% | 0 | 0.0% | 0 | 2/3 | 1/0 |
| 16 | Belluschi | 5 | 381 | 1 | 13(2) | 2 | 284 | 177 | 72.3% | 3 | 54 | 50.0% | 2 | 66.7% | 0 | 7/8 | 0/0 |
| 19 | Botta | 1 | 62 | 0 | 3(1) | 0 | 58 | 37 | 94.6% | 0 | 7 | 42.9% | 0 | 0.0% | 0 | 1/0 | 0/0 |
| 20 | Ramírez | 2 | 120 | 1 | 1(1) | 0 | 86 | 55 | 81.8% | 1 | 25 | 56.0% | 1 | 75.0% | 1 | 4/5 | 0/0 |
| 21 | Poblete | 6 | 489 | 0 | 3(0) | 0 | 426 | 345 | 87.2% | 1 | 66 | 63.6% | 7 | 75.0% | 0 | 10/8 | 3/0 |
| 28 | Barrios | 6 | 412 | 1 | 6(1) | 0 | 333 | 230 | 85.7% | 7 | 64 | 39.1% | 1 | 71.4% | 3 | 5/5 | 1/0 |
| 33 | Díaz | 3 | 131 | 0 | 4(0) | 1 | 67 | 37 | 64.9% | 5 | 25 | 36.0% | 1 | 0.0% | 0 | 3/2 | 0/0 |
| 36 | Manuel Insaurrealde | 1 | 29 | 0 | 0(0) | 0 | 37 | 26 | 88.5% | 1 | 4 | 50.0% | 0 | 0.0% | 0 | 0/0 | 0/0 |
| 37 | Maciel | 1 | 90 | 0 | 0(0) | 0 | 107 | 92 | 85.9% | 0 | 4 | 100.0% | 1 | 100.0% | 0 | 0/2 | 0/0 |
| Delanteros | | | | | | | | | | | | | | | | | |
| 7 | Bareiro | 5 | 319 | 0 | 8(2) | 0 | 152 | 87 | 65.5% | 2 | 65 | 47.7% | 5 | 0.0% | 4 | 7/10 | 1/0 |
| 9 | Blandi | 3 | 127 | 2 | 2(2) | 0 | 31 | 23 | 65.2% | 0 | 18 | 22.2% | 0 | 0.0% | 4 | 2/0 | 0/0 |
| 15 | Reniero | 2 | 180 | 0 | 12(3) | 0 | 146 | 82 | 72.0% | 5 | 39 | 59.0% | 2 | 100.0% | 0 | 1/8 | 0/0 |
| 26 | Fértoli | 1 | 90 | 0 | 3(2) | 1 | 67 | 45 | 82.2% | 4 | 7 | 42.9% | 0 | 0.0% | 0 | 2/0 | 0/0 |
| 38 | Gaich | 2 | 56 | 0 | 1(1) | 0 | 26 | 13 | 84.6% | 0 | 9 | 22.2% | 1 | 100.0% | 0 | 3/0 | 0/0 |
| 92 | Ángel Romero | 4 | 253 | 2 | 7(5) | 0 | 189 | 118 | 78.8% | 9 | 48 | 52.1% | 4 | 75.0% | 1 | 3/9 | 0/0 |

13. Banfield - Líderes individuales

| Banfield Jugador con más... | | |
|-----------------------------|--------------------------------|-----|
| Partidos jugados | Bertolo, Civelli, Conde, etc. | 7 |
| Ingresos desde el banco | Guíérrez | 5 |
| Partidos siendo reemplazado | Gómez | 5 |
| Goles | Arias, Bertolo, Carranza, etc. | 1 |
| Remates al arco | Bertolo, Carranza, Vittor | 4 |
| Remates afuera | Urzi, Vittor | 7 |
| Asistencias | Carranza, Dátolo | 1 |
| Pases Intentados | Civelli | 405 |
| Pases en campo propio | Civelli | 233 |
| Pases en campo rival | Vittor | 176 |
| Centros intentados | Gómez | 37 |
| Dribles Intentados | Bertolo | 39 |
| Quites | Rodríguez, Urzi | 14 |
| Despejes | Civelli | 26 |
| Bloqueos | Civelli, Gómez, Lollo, etc. | 2 |
| Intercepciones | Bravo | 14 |
| Faltas cometidas | Gómez | 14 |
| Faltas recibidas | Bertolo | 18 |
| Offsides | Álvarez | 6 |
| Tarjetas amarillas | Bravo, Vittor | 3 |
| Tarjetas rojas | Arboleda, Arciero, Arias, etc. | 0 |

14. San Lorenzo - Líderes individuales

| San Lorenzo Jugador con más... | | |
|--------------------------------|-------------------------------|-----|
| Partidos jugados | Navarro | 7 |
| Ingresos desde el banco | Mauro Pittón | 4 |
| Partidos siendo reemplazado | Belluschi | 3 |
| Goles | Bruno Pittón | 3 |
| Remates al arco | Ángel Romero | 5 |
| Remates afuera | Belluschi | 9 |
| Asistencias | Belluschi, Víctor Salazar | 2 |
| Pases Intentados | Poblete | 345 |
| Pases en campo propio | Poblete | 196 |
| Pases en campo rival | Barrios | 180 |
| Centros intentados | Belluschi | 24 |
| Dribles Intentados | Barrios | 29 |
| Quites | Poblete | 16 |
| Despejes | Senesi | 19 |
| Bloqueos | Senesi | 3 |
| Intercepciones | Poblete | 9 |
| Faltas cometidas | Poblete | 10 |
| Faltas recibidas | Bareiro | 10 |
| Offsides | Bareiro, Blandi | 4 |
| Tarjetas amarillas | Menossi | 5 |
| Tarjetas rojas | Arias, Bareiro, Barrios, etc. | 0 |

15. Banfield - Goles por jugador

| Nombre | Goles | Penales | Tiros libres directos | Fuera del área (pelota en movimiento) | Dentro del área (pelota en movimiento) | Cabeza | Pierna derecha | Pierna izquierda | Otro |
|-----------------|-------|---------|-----------------------|---------------------------------------|----------------------------------------|--------|----------------|------------------|------|
| Julián Carranza | 1 | 1 | 0 | 0 | 0 | 0 | 1 | 0 | 0 |
| Nicolás Bertolo | 1 | 1 | 0 | 0 | 0 | 0 | 1 | 0 | 0 |
| Agustín Fontana | 1 | 0 | 0 | 0 | 1 | 0 | 1 | 0 | 0 |
| Junior Arias | 1 | 0 | 0 | 0 | 1 | 1 | 0 | 0 | 0 |
| Sergio Vittor | 1 | 0 | 0 | 0 | 1 | 0 | 1 | 0 | 0 |

16. San Lorenzo - Goles por jugador

| Nombre | Goles | Penales | Tiros libres directos | Fuera del área (pelota en movimiento) | Dentro del área (pelota en movimiento) | Cabeza | Pierna derecha | Pierna izquierda | Otro |
|--------------------|-------|---------|-----------------------|---------------------------------------|----------------------------------------|--------|----------------|------------------|------|
| Bruno Pittón | 3 | 0 | 0 | 0 | 3 | 1 | 0 | 2 | 0 |
| Nicolás Blandi | 2 | 1 | 0 | 0 | 1 | 0 | 2 | 0 | 0 |
| Ángel Romero | 2 | 0 | 0 | 0 | 2 | 1 | 0 | 1 | 0 |
| Fernando Belluschi | 1 | 0 | 0 | 1 | 0 | 0 | 0 | 1 | 0 |
| Gino Peruzzi | 1 | 0 | 0 | 0 | 1 | 1 | 0 | 0 | 0 |
| Juan Ramírez | 1 | 0 | 0 | 0 | 1 | 0 | 0 | 1 | 0 |
| Nahuel Barrios | 1 | 0 | 0 | 0 | 1 | 0 | 1 | 0 | 0 |

17. Estadísticas generales - Extendidas

| Banfield | | Equipo | San Lorenzo | | | | | | |
|------------|--------------------|----------------------------------------|-------------|-------|------|-------|--------|-------|--|
| 7 | | Partidos Jugados | 7 | | | | | | |
| Puesto | Situaciones de gol | | Puesto | Mejor | | Peor | | | |
| 16 | 5 | Goles | 11 | 4 | RIV | 15 | ATU | 3 | |
| 16 | 0.71 | Promedio de goles anotados por partido | 1.57 | 4 | RIV | 2.14 | ATU | 0.43 | |
| 6 | 69 | Remates (excl. bloqueados) | 79 | 2 | RIV | 96 | ALD | 40 | |
| 20 | 34.8% | % Remates al arco | 39.2% | 16 | RIV | 54.2% | ATU | 30.6% | |
| 20 | 7.2% | % Goles por remate | 13.9% | 8 | VEL | 21.7% | ATU | 4.8% | |
| 14 | 1 | Goles de cabeza | 3 | 1 | ARG* | 3 | EST* | 0 | |
| 2 | 4 | Penales | 2 | 3 | RIV | 5 | IND* | 0 | |
| 2 | 2 | Goles de penal | 1 | 5 | RIV | 3 | GOD* | 0 | |
| 2 | 17 | Chances claras | 13 | 8 | RIV | 23 | PAT | 5 | |
| 18 | 29.4% | Conversión de chances claras | 30.8% | 17 | VEL | 85.7% | CC SdE | 10.0% | |
| 4 | 0 | Goles de tiro libre directo | 0 | 4 | HUR* | 1 | BAN* | 0 | |
| Pases | | | | | | | | | |
| 11 | 2769 | Pases Totales | 3581 | 1 | SLO | 3581 | PAT | 1839 | |
| 10 | 74.3% | Precisión de Pases | 81.0% | 2 | RAC | 81.2% | PAT | 60.7% | |
| Centros | | | | | | | | | |
| 3 | 158 | Centros Totales | 146 | 6 | GIM* | 161 | VEL | 74 | |
| 10 | 24.7% | % Centros con éxito | 26.0% | 8 | NOB | 29.8% | HUR | 14.2% | |
| Defensa | | | | | | | | | |
| 7 | 6 | Goles recibidos | 9 | 16 | BOC | 0 | GOD | 13 | |
| 7 | 0.86 | Goles recibidos por partido | 1.29 | 16 | BOC | 0.00 | GOD | 1.86 | |
| 9 | 918 | Duelos individuales | 846 | 20 | ATU | 992 | NOB | 750 | |
| 16 | 49.0% | Duelos ganados % | 50.1% | 12 | LAN | 53.8% | GIM | 46.9% | |
| 3 | 59 | Remates recibidos | 67 | 5 | NOB | 40 | GOD | 130 | |
| Disciplina | | | | | | | | | |
| 19 | 111 | Faltas | 85 | 3 | IND | 68 | PAT | 140 | |
| 20 | 21 | Tarjetas amarillas | 15 | 9 | CEN | 12 | GIM | 30 | |
| 1 | 0 | Segunda amarilla | 0 | 1 | CEN* | 0 | RAC* | 2 | |
| 1 | 0 | Rojas directas | 0 | 1 | ALD* | 0 | PAT | 3 | |

18. Goles convertidos - Cuándo

| Cuándo se anotaron los goles | 0-15 | 16-30 | 31-45 | 46-60 | 61-75 | 76-90 | Total |
|------------------------------|------|-------|-------|-------|-------|-------|-------|
| Banfield | 0 | 0 | 3 | 1 | 0 | 1 | 5 |
| San Lorenzo | 2 | 2 | 3 | 1 | 1 | 2 | 11 |

19. Goles recibidos - Cuándo

| Cuándo se recibieron los goles | 0-15 | 16-30 | 31-45 | 46-60 | 61-75 | 76-90 | Total |
|--------------------------------|------|-------|-------|-------|-------|-------|-------|
| Banfield | 1 | 1 | 3 | 0 | 1 | 0 | 6 |
| San Lorenzo | 1 | 2 | 2 | 2 | 0 | 2 | 9 |

20. Goles convertidos - Cómo

| Cómo se anotaron los goles | Cabeza | Pierna izquierda | Pierna Derecha | Otro | Gol en contra | Total |
|----------------------------|--------|------------------|----------------|------|---------------|-------|
| Banfield | 1 | 0 | 4 | 0 | 0 | 5 |
| San Lorenzo | 3 | 5 | 3 | 0 | 0 | 11 |

21. Goles recibidos - Cómo

| Cómo se recibieron los goles | Cabeza | Pierna izquierda | Pierna Derecha | Otro | Gol en contra | Total |
|------------------------------|--------|------------------|----------------|------|---------------|-------|
| Banfield | 1 | 1 | 3 | 0 | 1 | 6 |
| San Lorenzo | 2 | 2 | 5 | 0 | 0 | 9 |

22. Goles convertidos - Dónde

| Dónde se anotaron los goles | Dentro del área | Fuera del área | Remates de tiro libre directo | Penal | Total |
|-----------------------------|-----------------|----------------|-------------------------------|-------|-------|
| Banfield | 3 | 0 | 0 | 2 | 5 |
| San Lorenzo | 9 | 1 | 0 | 1 | 11 |

23. Goles recibidos - Dónde

| Dónde se recibieron los goles | Dentro del área | Fuera del área | Remates de tiro libre directo | Penal | Total |
|-------------------------------|-----------------|----------------|-------------------------------|-------|-------|
| Banfield | 4 | 1 | 0 | 1 | 6 |
| San Lorenzo | 8 | 0 | 0 | 1 | 9 |

24. Remontadas

| Partidos ganando | Partidos | Victorias | Empates | Derrotas | Puntos perdidos |
|--------------------------|----------|-----------|---------|----------|-----------------|
| Banfield | 2 | 2 | 0 | 0 | 0 |
| San Lorenzo | 4 | 4 | 0 | 0 | 0 |
| Banfield de local | 1 | 1 | 0 | 0 | 0 |
| San Lorenzo de visitante | 2 | 2 | 0 | 0 | 0 |
| Partidos perdiendo | Partidos | Victorias | Empates | Derrotas | Puntos ganados |
| Banfield | 4 | 0 | 0 | 4 | 0 |
| San Lorenzo | 4 | 1 | 1 | 2 | 4 |
| Banfield de local | 2 | 0 | 0 | 2 | 0 |
| San Lorenzo de visitante | 1 | 0 | 0 | 1 | 0 |

25. Resultados tras convertir el primer gol

| Equipo | Partidos | Victorias | Empates | Derrotas |
|---------------------------------------|----------|---------------|-------------|-------------|
| Aldosivi | 3 | 1 33% | 1 33% | 1 33% |
| Argentinos Juniors | 5 | 4 80% | 1 20% | 0 0% |
| Arsenal de Sarandí | 4 | 4 100% | 0 0% | 0 0% |
| Atlético Tucumán | 2 | 2 100% | 0 0% | 0 0% |
| Banfield | 2 | 2 100% | 0 0% | 0 0% |
| Boca Juniors | 5 | 5 100% | 0 0% | 0 0% |
| Central Córdoba (Santiago del Estero) | 1 | 1 100% | 0 0% | 0 0% |
| Colón Santa Fe | 3 | 2 67% | 1 33% | 0 0% |
| Defensa y Justicia | 2 | 2 100% | 0 0% | 0 0% |
| Estudiantes de La Plata | 4 | 3 75% | 0 0% | 1 25% |
| Gimnasia La Plata | 0 | 0 0% | 0 0% | 0 0% |
| Godoy Cruz | 0 | 0 0% | 0 0% | 0 0% |
| Huracán | 2 | 2 100% | 0 0% | 0 0% |
| Independiente | 4 | 3 75% | 1 25% | 0 0% |
| Lanús | 5 | 4 80% | 1 20% | 0 0% |
| Newell's Old Boys | 5 | 4 80% | 1 20% | 0 0% |
| Patronato | 3 | 3 100% | 0 0% | 0 0% |
| Racing Club | 4 | 3 75% | 0 0% | 1 25% |
| River Plate | 2 | 2 100% | 0 0% | 0 0% |
| Rosario Central | 4 | 2 50% | 2 50% | 0 0% |
| San Lorenzo | 4 | 4 100% | 0 0% | 0 0% |
| Talleres de Córdoba | 5 | 4 80% | 1 20% | 0 0% |
| Unión Santa Fe | 1 | 1 100% | 0 0% | 0 0% |
| Vélez Sarsfield | 5 | 4 80% | 1 20% | 0 0% |

26. Resultados tras recibir el primer gol

| Equipo | Partidos | Victorias | Empates | Derrotas |
|---------------------------------------|----------|-------------|--------------|---------------|
| Aldosivi | 3 | 0 0% | 0 0% | 3 100% |
| Argentinos Juniors | 0 | 0 0% | 0 0% | 0 0% |
| Arsenal de Sarandí | 3 | 0 0% | 0 0% | 3 100% |
| Atlético Tucumán | 5 | 0 0% | 0 0% | 5 100% |
| Banfield | 4 | 0 0% | 0 0% | 4 100% |
| Boca Juniors | 0 | 0 0% | 0 0% | 0 0% |
| Central Córdoba (Santiago del Estero) | 5 | 0 0% | 1 20% | 4 80% |
| Colón Santa Fe | 4 | 0 0% | 0 0% | 4 100% |
| Defensa y Justicia | 4 | 0 0% | 0 0% | 4 100% |
| Estudiantes de La Plata | 3 | 0 0% | 0 0% | 3 100% |
| Gimnasia La Plata | 7 | 0 0% | 1 14% | 6 86% |
| Godoy Cruz | 7 | 1 14% | 0 0% | 6 86% |
| Huracán | 3 | 0 0% | 0 0% | 3 100% |
| Independiente | 2 | 0 0% | 0 0% | 2 100% |
| Lanús | 2 | 0 0% | 1 50% | 1 50% |
| Newell's Old Boys | 1 | 0 0% | 0 0% | 1 100% |
| Patronato | 4 | 0 0% | 2 50% | 2 50% |
| Racing Club | 1 | 0 0% | 1 100% | 0 0% |
| River Plate | 4 | 1 25% | 1 25% | 2 50% |
| Rosario Central | 2 | 0 0% | 2 100% | 0 0% |
| San Lorenzo | 3 | 0 0% | 1 33% | 2 67% |
| Talleres de Córdoba | 2 | 1 50% | 0 0% | 1 50% |
| Unión Santa Fe | 4 | 0 0% | 0 0% | 4 100% |
| Vélez Sarsfield | 2 | 0 0% | 0 0% | 2 100% |

27. Precisión de remates

| Puesto | Equipo | Remates | Remates al arco | Remates bloqueados | Precisión |
|--------|---------------------------------------|---------|-----------------|--------------------|-----------|
| 1 | River Plate | 96 | 52 | 31 | 54.2% |
| 2 | Boca Juniors | 62 | 32 | 10 | 51.6% |
| 3 | Arsenal de Sarandí | 69 | 35 | 27 | 50.7% |
| 4 | Estudiantes de La Plata | 65 | 31 | 28 | 47.7% |
| 5 | Lanús | 61 | 29 | 18 | 47.5% |
| 6 | Aldosivi | 40 | 19 | 11 | 47.5% |
| 7 | Racing Club | 62 | 28 | 24 | 45.2% |
| 8 | Colón Santa Fe | 63 | 28 | 15 | 44.4% |
| 9 | Rosario Central | 65 | 28 | 19 | 43.1% |
| 10 | Talleres de Córdoba | 54 | 23 | 20 | 42.6% |
| 11 | Gimnasia La Plata | 73 | 31 | 24 | 42.5% |
| 12 | Vélez Sarsfield | 46 | 19 | 11 | 41.3% |
| 13 | Unión Santa Fe | 70 | 28 | 23 | 40.0% |
| 14 | Independiente | 45 | 18 | 20 | 40.0% |
| 15 | Huracán | 48 | 19 | 11 | 39.6% |
| 16 | San Lorenzo | 79 | 31 | 27 | 39.2% |
| 17 | Central Córdoba (Santiago del Estero) | 64 | 25 | 20 | 39.1% |
| 18 | Newell's Old Boys | 67 | 26 | 20 | 38.8% |
| 19 | Patronato | 52 | 20 | 26 | 38.5% |
| 20 | Banfield | 69 | 24 | 30 | 34.8% |
| 21 | Argentinos Juniors | 75 | 26 | 17 | 34.7% |
| 22 | Godoy Cruz | 59 | 20 | 13 | 33.9% |
| 23 | Defensa y Justicia | 45 | 15 | 20 | 33.3% |
| 24 | Atlético Tucumán | 62 | 19 | 33 | 30.6% |

28. Conversión de remates

| Puesto | Equipo | Goles | Conversión |
|--------|---------------------------------------|-------|------------|
| 1 | Vélez Sarsfield | 10 | 21.7% |
| 2 | Lanús | 12 | 19.7% |
| 3 | Newell's Old Boys | 12 | 17.9% |
| 4 | Racing Club | 10 | 16.1% |
| 5 | Arsenal de Sarandí | 11 | 15.9% |
| 6 | River Plate | 15 | 15.6% |
| 7 | Talleres de Córdoba | 8 | 14.8% |
| 8 | San Lorenzo | 11 | 13.9% |
| 9 | Independiente | 6 | 13.3% |
| 10 | Boca Juniors | 8 | 12.9% |
| 11 | Aldosivi | 5 | 12.5% |
| 12 | Rosario Central | 8 | 12.3% |
| 13 | Argentinos Juniors | 9 | 12.0% |
| 14 | Patronato | 6 | 11.5% |
| 15 | Colón Santa Fe | 7 | 11.1% |
| 16 | Huracán | 5 | 10.4% |
| 17 | Estudiantes de La Plata | 6 | 9.2% |
| 18 | Defensa y Justicia | 4 | 8.9% |
| 19 | Godoy Cruz | 5 | 8.5% |
| 20 | Banfield | 5 | 7.2% |
| 21 | Unión Santa Fe | 5 | 7.1% |
| 22 | Central Córdoba (Santiago del Estero) | 4 | 6.3% |
| 23 | Gimnasia La Plata | 4 | 5.5% |
| 24 | Atlético Tucumán | 3 | 4.8% |

29. Goles convertidos de pelota quieta

| Puesto | Equipo | Penal | Córners | Tiros libres directos | Tiros libres indirectos | Laterales | Total | % Pelota quieta |
|--------|---------------------------------------|-------|---------|-----------------------|-------------------------|-----------|-------|-----------------|
| 1 | Banfield | 2 | 1 | 0 | 1 | 0 | 4 | 80.0% |
| 2 | Newell's Old Boys | 1 | 4 | 0 | 4 | 0 | 9 | 75.0% |
| 3 | Colón Santa Fe | 2 | 0 | 0 | 3 | 0 | 5 | 71.4% |
| 4 | Atlético Tucumán | 0 | 2 | 0 | 0 | 0 | 2 | 66.7% |
| 5 | Racing Club | 1 | 5 | 0 | 0 | 0 | 6 | 60.0% |
| 6 | Unión Santa Fe | 0 | 2 | 0 | 1 | 0 | 3 | 60.0% |
| 7 | Lanús | 2 | 2 | 1 | 1 | 0 | 6 | 50.0% |
| 8 | Huracán | 1 | 0 | 1 | 0 | 0 | 2 | 40.0% |
| 9 | Talleres de Córdoba | 1 | 1 | 0 | 1 | 0 | 3 | 37.5% |
| 10 | San Lorenzo | 1 | 2 | 0 | 1 | 0 | 4 | 36.4% |
| 11 | Argentinos Juniors | 0 | 1 | 0 | 2 | 0 | 3 | 33.3% |
| 12 | Estudiantes de La Plata | 0 | 0 | 0 | 2 | 0 | 2 | 33.3% |
| 12 | Patronato | 0 | 1 | 0 | 1 | 0 | 2 | 33.3% |
| 14 | Arsenal de Sarandí | 1 | 1 | 1 | 0 | 0 | 3 | 27.3% |
| 15 | River Plate | 3 | 1 | 0 | 0 | 0 | 4 | 26.7% |
| 16 | Defensa y Justicia | 0 | 0 | 0 | 1 | 0 | 1 | 25.0% |
| 16 | Gimnasia La Plata | 0 | 1 | 0 | 0 | 0 | 1 | 25.0% |
| 18 | Vélez Sarsfield | 1 | 0 | 0 | 1 | 0 | 2 | 20.0% |
| 19 | Aldosivi | 1 | 0 | 0 | 0 | 0 | 1 | 20.0% |
| 20 | Independiente | 0 | 1 | 0 | 0 | 0 | 1 | 16.7% |
| 21 | Boca Juniors | 0 | 1 | 0 | 0 | 0 | 1 | 12.5% |
| 22 | Central Córdoba (Santiago del Estero) | 0 | 0 | 0 | 0 | 0 | 0 | 0.0% |
| 22 | Godoy Cruz | 0 | 0 | 0 | 0 | 0 | 0 | 0.0% |
| 22 | Rosario Central | 0 | 0 | 0 | 0 | 0 | 0 | 0.0% |

30. Goles recibidos de pelota quieta

| Puesto | Equipo | Penal | Córners | Tiros libres directos | Tiros libres indirectos | Laterales | Total | % Pelota quieta |
|--------|---------------------------------------|-------|---------|-----------------------|-------------------------|-----------|-------|-----------------|
| 1 | Arsenal de Sarandí | 0 | 4 | 0 | 0 | 0 | 4 | 66.7% |
| 2 | Lanús | 2 | 1 | 0 | 3 | 0 | 6 | 60.0% |
| 3 | Gimnasia La Plata | 1 | 2 | 0 | 2 | 0 | 5 | 50.0% |
| 4 | Aldosivi | 0 | 1 | 0 | 3 | 0 | 4 | 50.0% |
| 5 | Independiente | 0 | 1 | 1 | 1 | 0 | 3 | 50.0% |
| 6 | Argentinos Juniors | 0 | 1 | 0 | 1 | 0 | 2 | 50.0% |
| 7 | Godoy Cruz | 3 | 3 | 0 | 0 | 0 | 6 | 46.2% |
| 8 | Central Córdoba (Santiago del Estero) | 0 | 2 | 0 | 2 | 0 | 4 | 44.4% |
| 9 | Huracán | 2 | 2 | 0 | 0 | 0 | 4 | 40.0% |
| 10 | River Plate | 1 | 0 | 0 | 1 | 0 | 2 | 40.0% |
| 11 | Vélez Sarsfield | 1 | 1 | 0 | 1 | 0 | 3 | 37.5% |
| 12 | Colón Santa Fe | 2 | 1 | 0 | 1 | 0 | 4 | 36.4% |
| 12 | Unión Santa Fe | 0 | 3 | 0 | 1 | 0 | 4 | 36.4% |
| 14 | San Lorenzo | 1 | 1 | 0 | 1 | 0 | 3 | 33.3% |
| 15 | Banfield | 1 | 0 | 0 | 1 | 0 | 2 | 33.3% |
| 15 | Rosario Central | 0 | 1 | 0 | 1 | 0 | 2 | 33.3% |
| 17 | Defensa y Justicia | 0 | 1 | 1 | 0 | 0 | 2 | 25.0% |
| 18 | Talleres de Córdoba | 0 | 1 | 0 | 0 | 0 | 1 | 25.0% |
| 19 | Estudiantes de La Plata | 1 | 0 | 0 | 0 | 0 | 1 | 20.0% |
| 20 | Racing Club | 1 | 0 | 1 | 0 | 0 | 2 | 18.2% |
| 21 | Atlético Tucumán | 1 | 0 | 0 | 0 | 0 | 1 | 12.5% |
| 22 | Boca Juniors | 0 | 0 | 0 | 0 | 0 | 0 | 0.0% |
| 22 | Newell's Old Boys | 0 | 0 | 0 | 0 | 0 | 0 | 0.0% |
| 22 | Patronato | 0 | 0 | 0 | 0 | 0 | 0 | 0.0% |

31. Pases (excluyendo centros)

| Puesto | Equipo | Pases | Precisión |
|--------|---------------------------------------|-------|-----------|
| 1 | Racing Club | 3429 | 81.2% |
| 2 | San Lorenzo | 3581 | 81.0% |
| 3 | Vélez Sarsfield | 3321 | 78.0% |
| 4 | Defensa y Justicia | 3300 | 78.0% |
| 5 | Independiente | 2757 | 77.4% |
| 6 | Arsenal de Sarandí | 3064 | 76.7% |
| 7 | Talleres de Córdoba | 3043 | 75.9% |
| 8 | Estudiantes de La Plata | 3079 | 75.6% |
| 9 | River Plate | 3297 | 75.5% |
| 10 | Banfield | 2769 | 74.3% |
| 11 | Lanús | 2739 | 74.2% |
| 12 | Rosario Central | 2785 | 73.6% |
| 13 | Boca Juniors | 2529 | 72.8% |
| 14 | Newell's Old Boys | 2228 | 72.8% |
| 15 | Aldosivi | 2792 | 72.6% |
| 16 | Colón Santa Fe | 2527 | 71.2% |
| 17 | Unión Santa Fe | 2438 | 70.5% |
| 18 | Atlético Tucumán | 2759 | 67.9% |
| 19 | Huracán | 2268 | 66.9% |
| 20 | Godoy Cruz | 2069 | 66.7% |
| 21 | Argentinos Juniors | 2333 | 65.3% |
| 22 | Gimnasia La Plata | 2085 | 64.6% |
| 23 | Central Córdoba (Santiago del Estero) | 1925 | 62.1% |
| 24 | Patronato | 1839 | 60.7% |

32. Pases - Campo rival (excluyendo centros)

| Puesto | Equipo | Pases | Precisión |
|--------|---------------------------------------|-------|-----------|
| 1 | Racing Club | 2011 | 77.3% |
| 2 | San Lorenzo | 2035 | 76.7% |
| 3 | Independiente | 1412 | 71.7% |
| 4 | Defensa y Justicia | 1735 | 70.8% |
| 5 | River Plate | 1927 | 69.8% |
| 6 | Arsenal de Sarandí | 1512 | 69.5% |
| 7 | Vélez Sarsfield | 1495 | 69.1% |
| 8 | Rosario Central | 1608 | 68.8% |
| 9 | Estudiantes de La Plata | 1721 | 67.9% |
| 10 | Banfield | 1606 | 67.4% |
| 11 | Lanús | 1402 | 66.0% |
| 12 | Talleres de Córdoba | 1426 | 65.5% |
| 13 | Boca Juniors | 1302 | 65.1% |
| 14 | Unión Santa Fe | 1467 | 64.1% |
| 15 | Colón Santa Fe | 1460 | 63.8% |
| 16 | Aldosivi | 1313 | 63.4% |
| 17 | Newell's Old Boys | 1111 | 62.7% |
| 18 | Atlético Tucumán | 1822 | 61.9% |
| 19 | Argentinos Juniors | 1595 | 61.4% |
| 20 | Huracán | 1249 | 58.6% |
| 21 | Central Córdoba (Santiago del Estero) | 1225 | 58.0% |
| 22 | Gimnasia La Plata | 1255 | 56.2% |
| 23 | Godoy Cruz | 1109 | 55.7% |
| 24 | Patronato | 1238 | 55.2% |

33. Posesión de balón

| Puesto | Equipo | % Posesión en el último partido | % Posesión en la temporada |
|--------|---------------------------------------|---------------------------------|----------------------------|
| 1 | San Lorenzo | 59.3% | 61.1% |
| 2 | River Plate | 61.3% | 59.9% |
| 3 | Racing Club | 52.1% | 59.9% |
| 4 | Defensa y Justicia | 76.3% | 59.9% |
| 5 | Vélez Sarsfield | 38.7% | 57.7% |
| 6 | Estudiantes de La Plata | 57.0% | 56.8% |
| 7 | Independiente | 45.6% | 55.2% |
| 8 | Banfield | 49.7% | 53.6% |
| 9 | Talleres de Córdoba | 57.2% | 52.7% |
| 10 | Rosario Central | 66.0% | 52.3% |
| 11 | Aldosivi | 52.0% | 52.1% |
| 12 | Atlético Tucumán | 54.4% | 51.0% |
| 13 | Newell's Old Boys | 48.0% | 50.9% |
| 14 | Argentinos Juniors | 54.4% | 49.7% |
| 15 | Arsenal de Sarandí | 47.9% | 47.6% |
| 16 | Lanús | 55.1% | 47.4% |
| 17 | Boca Juniors | 40.7% | 47.4% |
| 18 | Colón Santa Fe | 44.9% | 45.9% |
| 19 | Gimnasia La Plata | 42.8% | 44.8% |
| 20 | Huracán | 23.7% | 42.2% |
| 21 | Unión Santa Fe | 34.0% | 40.4% |
| 22 | Central Córdoba (Santiago del Estero) | 45.6% | 37.9% |
| 23 | Patronato | 43.0% | 36.1% |
| 24 | Godoy Cruz | 50.3% | 35.9% |

34. Duelos

| Puesto | Equipo | Duelos individuales | Duelos ganados % |
|--------|---------------------------------------|---------------------|------------------|
| 1 | Lanús | 937 | 53.8% |
| 2 | Huracán | 916 | 53.6% |
| 3 | Rosario Central | 825 | 53.1% |
| 4 | Talleres de Córdoba | 910 | 52.5% |
| 5 | Vélez Sarsfield | 892 | 52.2% |
| 6 | River Plate | 978 | 51.7% |
| 7 | Independiente | 819 | 51.5% |
| 8 | Arsenal de Sarandí | 882 | 51.0% |
| 9 | Unión Santa Fe | 826 | 50.6% |
| 10 | Boca Juniors | 990 | 50.2% |
| 11 | Argentinos Juniors | 986 | 50.2% |
| 12 | San Lorenzo | 846 | 50.1% |
| 13 | Estudiantes de La Plata | 902 | 49.7% |
| 14 | Newell's Old Boys | 750 | 49.2% |
| 15 | Patronato | 971 | 49.1% |
| 16 | Banfield | 918 | 49.0% |
| 17 | Godoy Cruz | 877 | 48.9% |
| 18 | Colón Santa Fe | 898 | 48.4% |
| 18 | Racing Club | 898 | 48.4% |
| 20 | Central Córdoba (Santiago del Estero) | 984 | 48.0% |
| 21 | Aldosivi | 906 | 47.9% |
| 22 | Defensa y Justicia | 863 | 47.2% |
| 23 | Atlético Tucumán | 992 | 47.1% |
| 24 | Gimnasia La Plata | 937 | 46.9% |

35. Defensa - Remates en contra

| Puesto | Equipo | Goles recibidos | Remates al arco Recibidos | Remates recibidos |
|--------|---------------------------------------|-----------------|---------------------------|-------------------|
| 1 | Newell's Old Boys | 5 | 16 | 40 |
| 2 | Independiente | 6 | 17 | 54 |
| 3 | River Plate | 5 | 22 | 59 |
| 4 | Banfield | 6 | 16 | 59 |
| 5 | San Lorenzo | 9 | 32 | 67 |
| 6 | Talleres de Córdoba | 4 | 20 | 69 |
| 7 | Argentinos Juniors | 4 | 24 | 71 |
| 8 | Atlético Tucumán | 8 | 28 | 77 |
| 9 | Estudiantes de La Plata | 5 | 21 | 78 |
| 10 | Central Córdoba (Santiago del Estero) | 9 | 26 | 81 |
| 11 | Racing Club | 11 | 29 | 82 |
| 12 | Boca Juniors | 0 | 25 | 84 |
| 13 | Vélez Sarsfield | 8 | 27 | 88 |
| 14 | Arsenal de Sarandí | 6 | 26 | 89 |
| 14 | Patronato | 6 | 34 | 89 |
| 16 | Lanús | 10 | 38 | 91 |
| 17 | Rosario Central | 6 | 24 | 95 |
| 18 | Unión Santa Fe | 11 | 24 | 95 |
| 19 | Defensa y Justicia | 8 | 21 | 97 |
| 20 | Huracán | 10 | 32 | 97 |
| 21 | Gimnasia La Plata | 10 | 30 | 99 |
| 22 | Aldosivi | 8 | 32 | 101 |
| 23 | Colón Santa Fe | 11 | 32 | 103 |
| 24 | Godoy Cruz | 13 | 36 | 130 |

36. Defensa - Arco en cero

| Puesto | Equipo | Goles recibidos | Partidos con arco en cero |
|--------|---------------------------------------|-----------------|---------------------------|
| 1 | Boca Juniors | 0 | 7 |
| 2 | Argentinos Juniors | 4 | 4 |
| 3 | Huracán | 10 | 4 |
| 4 | Talleres de Córdoba | 4 | 3 |
| 5 | Estudiantes de La Plata | 5 | 3 |
| 5 | Newell's Old Boys | 5 | 3 |
| 5 | River Plate | 5 | 3 |
| 8 | Arsenal de Sarandí | 6 | 3 |
| 8 | Banfield | 6 | 3 |
| 8 | Independiente | 6 | 3 |
| 11 | Patronato | 6 | 2 |
| 11 | Rosario Central | 6 | 2 |
| 13 | Aldosivi | 8 | 2 |
| 13 | Atlético Tucumán | 8 | 2 |
| 13 | Defensa y Justicia | 8 | 2 |
| 13 | Vélez Sarsfield | 8 | 2 |
| 17 | Central Córdoba (Santiago del Estero) | 9 | 2 |
| 17 | San Lorenzo | 9 | 2 |
| 19 | Racing Club | 11 | 2 |
| 19 | Unión Santa Fe | 11 | 2 |
| 21 | Lanús | 10 | 1 |
| 22 | Gimnasia La Plata | 10 | 0 |
| 23 | Colón Santa Fe | 11 | 0 |
| 24 | Godoy Cruz | 13 | 0 |

37. Registro disciplinario

| Equipo | Total de faltas cometidas | Tarjetas amarillas | Segundas tarjetas amarillas | Rojas directas | Puntos disciplinarios |
|---------------------------------------|---------------------------|--------------------|-----------------------------|----------------|-----------------------|
| Gimnasia La Plata | 134 | 30 | 1 | 2 | 242 |
| Patronato | 140 | 20 | 1 | 3 | 224 |
| Boca Juniors | 112 | 22 | 0 | 1 | 184 |
| River Plate | 98 | 25 | 1 | 0 | 179 |
| Argentinos Juniors | 120 | 19 | 0 | 0 | 177 |
| Banfield | 111 | 21 | 0 | 0 | 174 |
| Racing Club | 87 | 19 | 2 | 2 | 168 |
| Atlético Tucumán | 104 | 19 | 1 | 0 | 167 |
| Godoy Cruz | 101 | 18 | 1 | 0 | 161 |
| Estudiantes de La Plata | 111 | 14 | 0 | 1 | 159 |
| Defensa y Justicia | 96 | 21 | 0 | 0 | 159 |
| Talleres de Córdoba | 103 | 16 | 1 | 0 | 157 |
| Colón Santa Fe | 98 | 17 | 0 | 1 | 155 |
| Huracán | 94 | 14 | 2 | 1 | 154 |
| Arsenal de Sarandí | 99 | 13 | 1 | 1 | 150 |
| Unión Santa Fe | 86 | 17 | 1 | 1 | 149 |
| Central Córdoba (Santiago del Estero) | 95 | 13 | 1 | 1 | 146 |
| Aldosivi | 98 | 14 | 0 | 0 | 140 |
| Vélez Sarsfield | 82 | 17 | 1 | 0 | 139 |
| Newell's Old Boys | 92 | 14 | 0 | 0 | 134 |
| San Lorenzo | 85 | 15 | 0 | 0 | 130 |
| Lanús | 88 | 13 | 0 | 0 | 127 |
| Rosario Central | 85 | 12 | 0 | 0 | 121 |
| Independiente | 68 | 15 | 0 | 0 | 113 |

38. Información de los árbitros

| Árbitro | Partidos |  |  |  | Faltas | Penales | Tarjetas / Partido | Faltas / Tarjeta |
|----------------------|----------|-----------------------------------------------------------------------------------|-----------------------------------------------------------------------------------|-----------------------------------------------------------------------------------|--------|---------|--------------------|------------------|
| Pablo Echavarría | 3 | 7 | 0 | 0 | 83 | 0 | 2.33 | 11.86 |
| Fernando Echenique | 3 | 9 | 0 | 1 | 94 | 1 | 3.33 | 9.40 |
| Ariel Penel | 4 | 13 | 1 | 0 | 107 | 1 | 3.50 | 7.64 |
| Hernán Mastrángelo | 5 | 18 | 1 | 2 | 157 | 2 | 4.20 | 7.48 |
| Diego Abal | 4 | 18 | 0 | 0 | 133 | 0 | 4.50 | 7.39 |
| Silvio Trucco | 4 | 15 | 2 | 0 | 120 | 1 | 4.25 | 7.06 |
| Jorge Baliño | 2 | 9 | 0 | 0 | 63 | 0 | 4.50 | 7.00 |
| Andrés Merlos | 6 | 27 | 1 | 0 | 161 | 3 | 4.67 | 5.75 |
| Fernando Espinoza | 6 | 28 | 0 | 0 | 158 | 0 | 4.67 | 5.64 |
| Nazareno Arasa | 1 | 7 | 0 | 0 | 36 | 2 | 7.00 | 5.14 |
| Fernando Rapallini | 4 | 28 | 0 | 0 | 144 | 0 | 7.00 | 5.14 |
| Facundo Tello | 7 | 39 | 1 | 1 | 206 | 1 | 5.86 | 5.02 |
| Germán Delfino | 5 | 25 | 0 | 4 | 145 | 4 | 5.80 | 5.00 |
| Néstor Fabián Pitana | 7 | 39 | 1 | 1 | 200 | 1 | 5.86 | 4.88 |
| Darío Herrera | 6 | 34 | 2 | 0 | 174 | 2 | 6.00 | 4.83 |
| Patricio Loustau | 7 | 39 | 1 | 2 | 200 | 1 | 6.00 | 4.76 |
| Mauro Vigliano | 4 | 19 | 2 | 0 | 93 | 0 | 5.25 | 4.43 |
| Nicolás Lamolina | 4 | 25 | 1 | 2 | 89 | 1 | 7.00 | 3.18 |
| Pablo Dóvalo | 1 | 0 | 0 | 0 | 24 | 0 | 0.00 | 0.00 |
| Total | 83 | 399 | 13 | 13 | 2387 | 20 | 5.12 | 5.62 |

39. Top 20 jugadores - Goles

| Puesto | Jugador | Equipo | Goles |
|--------|-------------------|---------------------|-------|
| 1 | Nicolás Domínguez | Vélez Sarsfield | 4 |
| 2 | Bruno Pittón | San Lorenzo | 3 |
| 2 | Carlos Auzqui | Lanús | 3 |
| 2 | Claudio Riaño | Rosario Central | 3 |
| 2 | Cristian Lema | Newell's Old Boys | 3 |
| 2 | Ignacio Fernández | River Plate | 3 |
| 2 | Joel Soñora | Arsenal de Sarandí | 3 |
| 2 | Jonathan Menéndez | Talleres de Córdoba | 3 |
| 2 | José Sand | Lanús | 3 |
| 2 | Lautaro Valenti | Lanús | 3 |
| 2 | Maías Suárez | River Plate | 3 |
| 2 | Nahuel Bustos | Talleres de Córdoba | 3 |
| 2 | Nicolás Giménez | Arsenal de Sarandí | 3 |
| 2 | Santos Borré | River Plate | 3 |
| 2 | Silvio Romero | Independiente | 3 |
| 2 | Wilson Morelo | Colón Santa Fe | 3 |
| 17 | Carlos Tevez | Boca Juniors | 2 |
| 17 | Ciro Rius | Rosario Central | 2 |
| 17 | Damián Batallini | Argentinos Juniors | 2 |
| 17 | Darío Cvitanich | Racing Club | 2 |

40. Top 20 jugadores - Goles y asistencias

| Puesto | Jugador | Equipo | Goles | Asistencias | Goles + Asistencias |
|--------|--------------------|---------------------|-------|-------------|---------------------|
| 1 | Nicolás Domínguez | Vélez Sarsfield | 4 | 0 | 4 |
| 1 | Ignacio Fernández | River Plate | 3 | 1 | 4 |
| 1 | Jonathan Menéndez | Talleres de Córdoba | 3 | 1 | 4 |
| 1 | José Sand | Lanús | 3 | 1 | 4 |
| 1 | Maías Suárez | River Plate | 3 | 1 | 4 |
| 1 | Nahuel Bustos | Talleres de Córdoba | 3 | 1 | 4 |
| 1 | Nicolás Giménez | Arsenal de Sarandí | 3 | 1 | 4 |
| 1 | Santos Borré | River Plate | 3 | 1 | 4 |
| 1 | Nicolás De La Cruz | River Plate | 2 | 2 | 4 |
| 10 | Bruno Pittón | San Lorenzo | 3 | 0 | 3 |
| 10 | Carlos Auzqui | Lanús | 3 | 0 | 3 |
| 10 | Claudio Riaño | Rosario Central | 3 | 0 | 3 |
| 10 | Cristian Lema | Newell's Old Boys | 3 | 0 | 3 |
| 10 | Joel Soñora | Arsenal de Sarandí | 3 | 0 | 3 |
| 10 | Lautaro Valenti | Lanús | 3 | 0 | 3 |
| 10 | Silvio Romero | Independiente | 3 | 0 | 3 |
| 10 | Wilson Morelo | Colón Santa Fe | 3 | 0 | 3 |
| 10 | Ciro Rius | Rosario Central | 2 | 1 | 3 |
| 10 | Darío Cvitanich | Racing Club | 2 | 1 | 3 |
| 10 | Eduardo Salvio | Boca Juniors | 2 | 1 | 3 |

41. Top 20 jugadores - Asistencias y chances creadas

| Puesto | Jugador | Equipo | Chances creadas | Asistencias |
|--------|-----------------------|---------------------|-----------------|-------------|
| 1 | Tomás Pochettino | Talleres de Córdoba | 19 | 2 |
| 2 | Lucas Robertone | Vélez Sarsfield | 14 | 2 |
| 3 | Nicolás De La Cruz | River Plate | 13 | 2 |
| 4 | David Barbona | Racing Club | 12 | 2 |
| 4 | Diego Sosa | Argentinos Juniors | 12 | 2 |
| 6 | Lucas Vera | Lanús | 10 | 2 |
| 7 | Denis Rodríguez | Newell's Old Boys | 9 | 2 |
| 7 | Ezequiel Bonifacio | Unión Santa Fe | 9 | 2 |
| 9 | Angelo Gabrielli | Newell's Old Boys | 8 | 2 |
| 9 | Fernando Belluschi | San Lorenzo | 8 | 2 |
| 9 | Walter Montoya | Racing Club | 8 | 2 |
| 12 | Gonzalo Castellani | Atlético Tucumán | 7 | 2 |
| 12 | Mathías Abero | Patronato | 7 | 2 |
| 14 | Juan Kaprof | Arsenal de Sarandí | 4 | 2 |
| 14 | Leonardo Morales | Gimnasia La Plata | 4 | 2 |
| 14 | Maximiliano Romero | Vélez Sarsfield | 4 | 2 |
| 14 | Víctor Salazar | San Lorenzo | 4 | 2 |
| 18 | Gastón Álvarez Suárez | Arsenal de Sarandí | 15 | 1 |
| 19 | Matías García | Gimnasia La Plata | 14 | 1 |
| 20 | Ignacio Fernández | River Plate | 13 | 1 |

42. Top 20 jugadores - Remates

| Puesto | Jugador | Equipo | Remates al arco | Remates afuera | Remates bloqueados | Remates totales |
|--------|---------------------|-------------------------|-----------------|----------------|--------------------|-----------------|
| 1 | Nicolás Giménez | Arsenal de Sarandí | 8 | 7 | 9 | 24 |
| 2 | Walter Bou | Unión Santa Fe | 8 | 10 | 3 | 21 |
| 3 | Ignacio Fernández | River Plate | 10 | 5 | 5 | 20 |
| 4 | Matías Suárez | River Plate | 8 | 7 | 3 | 18 |
| 5 | Cristian Tarragona | Patronato | 5 | 5 | 8 | 18 |
| 6 | Nahuel Bustos | Talleres de Córdoba | 8 | 6 | 3 | 17 |
| 7 | Federico González | Estudiantes de La Plata | 5 | 10 | 2 | 17 |
| 8 | Nicolás Fernández | Defensa y Justicia | 3 | 5 | 9 | 17 |
| 9 | Leandro Díaz | Atlético Tucumán | 1 | 8 | 7 | 16 |
| 10 | Matías García | Gimnasia La Plata | 4 | 6 | 5 | 15 |
| 11 | Agustín Urzi | Banfield | 3 | 7 | 5 | 15 |
| 12 | Ezequiel Rescaldani | Arsenal de Sarandí | 7 | 5 | 2 | 14 |
| 13 | Nicolás De La Cruz | River Plate | 6 | 5 | 3 | 14 |
| 14 | Sergio Vittor | Banfield | 4 | 7 | 3 | 14 |
| 15 | Maxi Rodríguez | Newell's Old Boys | 3 | 7 | 4 | 14 |
| 16 | Nicolás Reniero | Racing Club | 3 | 6 | 5 | 14 |
| 17 | Jonathan Menéndez | Talleres de Córdoba | 7 | 4 | 2 | 13 |
| 18 | Marcelino Moreno | Lanús | 6 | 3 | 4 | 13 |
| 18 | Sebastián Palacios | Independiente | 6 | 3 | 4 | 13 |
| 20 | Santiago Silva | Argentinos Juniors | 5 | 8 | 0 | 13 |

43. Top 20 jugadores - Duelos individuales

| Puesto | Jugador | Equipo | Duelos individuales | Duelos ganados % |
|--------|-------------------|-------------------------|---------------------|------------------|
| 1 | Gabriel Carabajal | Unión Santa Fe | 36 | 77.8% |
| 2 | Jonathan Schunke | Estudiantes de La Plata | 44 | 77.3% |
| 3 | Leonardo Sigali | Racing Club | 73 | 75.3% |
| 4 | Paulo Díaz | River Plate | 40 | 75.0% |
| 5 | Dardo Miloc | Patronato | 36 | 75.0% |
| 6 | Franco Sbuttoni | Arsenal de Sarandí | 62 | 72.6% |
| 7 | Alexander Barboza | Independiente | 49 | 71.4% |
| 8 | Gabriel Alanís | Godoy Cruz | 31 | 71.0% |
| 9 | Lautaro Gianetti | Vélez Sarsfield | 64 | 70.3% |
| 10 | Renato Civelli | Banfield | 60 | 70.0% |
| 11 | Ezequiel Muñoz | Lanús | 62 | 69.4% |
| 12 | Carlos Izquierdoz | Boca Juniors | 51 | 68.6% |
| 13 | Juan Rodríguez | Defensa y Justicia | 44 | 68.2% |
| 14 | Guillermo Ortíz | Colón Santa Fe | 28 | 67.9% |
| 14 | Lisandro López | Boca Juniors | 28 | 67.9% |
| 16 | Carlos Quintana | Argentinos Juniors | 99 | 67.7% |
| 17 | Cristian Lema | Newell's Old Boys | 65 | 67.7% |
| 17 | Juan Cruz Komar | Talleres de Córdoba | 65 | 67.7% |
| 19 | Saúl Salcedo | Huracán | 62 | 67.7% |
| 20 | Emanuel Brítez | Rosario Central | 67 | 67.2% |

44. Top 20 jugadores - Pases en campo rival

| Puesto | Jugador | Equipo | Precisión | Pases |
|--------|--------------------|-------------------------|-----------|-------|
| 1 | Leonardo Gil | Rosario Central | 77.1% | 236 |
| 2 | Gonzalo Castellani | Atlético Tucumán | 73.0% | 230 |
| 3 | Exequiel Palacios | River Plate | 76.9% | 225 |
| 4 | Enzo Kalinski | Estudiantes de La Plata | 75.5% | 216 |
| 5 | Guillermo Acosta | Atlético Tucumán | 75.3% | 215 |
| 6 | Iván Pillud | Racing Club | 75.2% | 214 |
| 7 | Fabián Rinaudo | Rosario Central | 77.1% | 205 |
| 8 | Rafael Delgado | Defensa y Justicia | 68.1% | 204 |
| 9 | Lucas Vera | Lanús | 76.1% | 197 |
| 10 | Tomás Pochettino | Talleres de Córdoba | 70.2% | 188 |
| 11 | Rodrigo Gómez | Huracán | 60.8% | 186 |
| 12 | Nery Domínguez | Racing Club | 76.2% | 185 |
| 13 | Diego González | Racing Club | 81.4% | 183 |
| 14 | Ezequiel Piovi | Arsenal de Sarandí | 82.4% | 182 |
| 15 | Juan Sánchez Miño | Independiente | 70.9% | 182 |
| 16 | Milton Casco | River Plate | 65.4% | 182 |
| 17 | Nahuel Barrios | San Lorenzo | 82.2% | 180 |
| 18 | Ignacio Fernández | River Plate | 71.8% | 177 |
| 19 | Sergio Vittor | Banfield | 63.1% | 176 |
| 20 | Lucas Menossi | San Lorenzo | 86.2% | 174 |

45. Arqueros - Atajadas / Tiros

| Puesto | Arquero | Equipo | Error que termina en gol | Chances claras atajadas | Goles recibidos | Atajadas | % Atajadas |
|--------|-----------------------|---------------------------------------|--------------------------|-------------------------|-----------------|----------|------------|
| 1 | Esteban Andrada | Boca Juniors | 0 | 3 | 0 | 24 | 100.0% |
| 2 | Lucas Chaves | Argentinos Juniors | 0 | 3 | 4 | 20 | 83.3% |
| 3 | Alejandro Sánchez | Atlético Tucumán | 0 | 1 | 2 | 10 | 83.3% |
| 4 | Matías Ibáñez | Patronato | 0 | 6 | 6 | 27 | 81.8% |
| 5 | Guido Herrera | Talleres de Córdoba | 0 | 6 | 4 | 16 | 80.0% |
| 6 | Franco Armani | River Plate | 0 | 0 | 5 | 18 | 77.3% |
| 7 | Mariano Andújar | Estudiantes de La Plata | 1 | 2 | 5 | 16 | 76.2% |
| 8 | Maximiliano Gagliardo | Arsenal de Sarandí | 0 | 2 | 6 | 19 | 76.0% |
| 9 | Jeremías Ledesma | Rosario Central | 0 | 0 | 6 | 18 | 75.0% |
| 10 | Luciano Pocrnjic | Aldosivi | 0 | 4 | 8 | 23 | 74.2% |
| 11 | Agustín Rossi | Lanús | 0 | 4 | 10 | 28 | 73.7% |
| 12 | Nicolás Navarro | San Lorenzo | 0 | 5 | 9 | 23 | 71.9% |
| 13 | Lucas Hoyos | Vélez Sarsfield | 0 | 5 | 8 | 19 | 70.4% |
| 14 | Antony Silva | Huracán | 0 | 3 | 10 | 22 | 68.8% |
| 15 | Alan Aguerre | Newell's Old Boys | 0 | 0 | 5 | 11 | 68.8% |
| 16 | Alexis Marín Arias | Gimnasia La Plata | 1 | 5 | 10 | 19 | 65.5% |
| 17 | Diego Rodríguez | Central Córdoba (Santiago del Estero) | 0 | 1 | 9 | 17 | 65.4% |
| 18 | Leonardo Burián | Colón Santa Fe | 1 | 1 | 11 | 19 | 63.3% |
| 19 | Roberto Ramírez | Godoy Cruz | 0 | 0 | 10 | 17 | 63.0% |
| 20 | Esteban Conde | Banfield | 0 | 2 | 6 | 10 | 62.5% |
| 20 | Marín Campaña | Independiente | 0 | 1 | 6 | 10 | 62.5% |
| 22 | Gabriel Arias | Racing Club | 0 | 3 | 11 | 18 | 62.1% |
| 23 | Luis Unsain | Defensa y Justicia | 0 | 1 | 8 | 13 | 61.9% |
| 24 | Cristian Lucchetti | Atlético Tucumán | 0 | 3 | 6 | 9 | 60.0% |
| 25 | Sebastián Moyano | Unión Santa Fe | 0 | 1 | 7 | 8 | 53.3% |

46. Penales - Banfield

| Fecha del partido | Equipo Rival | Local / Visitante | Jugador | Minuto | Resultado | Ubicación |
|-------------------|-------------------------|-------------------|----------|--------|----------------|------------------|
| 2019-08-04 | Estudiantes de La Plata | L | Bertolo | 45 | Gol | Derecha, abajo |
| 2019-08-04 | Estudiantes de La Plata | L | Dátolo | 39 | Remate atajado | Derecha, abajo |
| 2019-09-15 | Talleres de Córdoba | L | Bertolo | 43 | Remate atajado | Izquierda, abajo |
| 2019-09-22 | Godoy Cruz | V | Carranza | 59 | Gol | Centro, abajo |

47. Penales - San Lorenzo

| Fecha del partido | Equipo Rival | Local / Visitante | Jugador | Minuto | Resultado | Ubicación |
|-------------------|-----------------|-------------------|---------|--------|-----------|----------------|
| 2019-07-27 | Godoy Cruz | L | Blandi | 90+1 | Gol | Derecha, abajo |
| 2019-08-17 | Rosario Central | L | Bareiro | 33 | Errado | Alto, cerca |

48. Penales en contra - Banfield

| Fecha del partido | Equipo Rival | Local / Visitante | Arquero | Jugador | Minuto | Resultado | Ubicación |
|-------------------|--------------------|-------------------|---------|------------|--------|-----------|----------------|
| 2019-07-29 | Arsenal de Sarandí | V | Conde | Rescaldani | 44 | Gol | Derecha, abajo |

49. Penales en contra - San Lorenzo

| Fecha del partido | Equipo Rival | Local / Visitante | Arquero | Jugador | Minuto | Resultado | Ubicación |
|-------------------|----------------|-------------------|---------|-----------|--------|-----------|------------------|
| 2019-09-14 | Colón Santa Fe | V | Navarro | Rodríguez | 30 | Gol | Izquierda, abajo |